



Volvo Car Customer Service

TJ Instruction VCC-376947-56

Title	Safety instructions for rescue work	Page	1 (6)
Action	General safety information	Operation number:	

Issue	Date	Reason
1	2017-04	First issue

Affected vehicles

Model year	Model	Engine	Partner group
2017, 2018	V90 (17-)	B4204T35	Europe International Nordic

Safety information

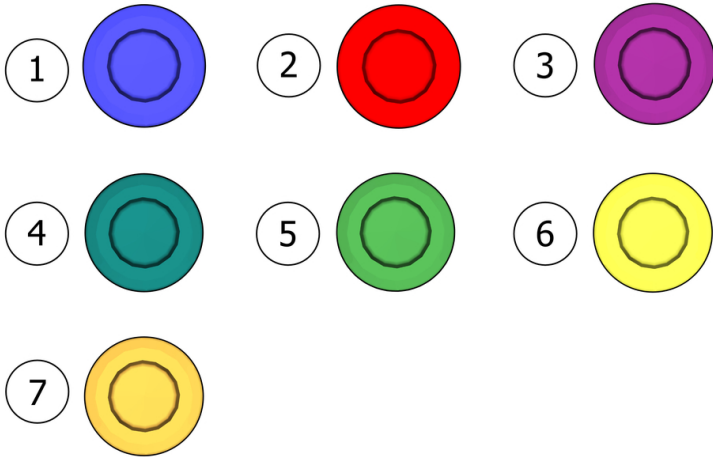
This document contains information about and location of the different types of stored energy (for example, pyrotechnical, fuel, and electric voltage) found in Volvo's different models. All emergency services personnel should be familiar with this document to avoid accidental activation or ignition during rescue actions. The information is not exact, it shall be regarded as general. The information shown applies to left-hand drive vehicles. On right-hand drive vehicles, certain parts may have reversed positions.

Warning! For emergency services personnel: **Disconnect the battery and wait at least 30 seconds before starting work on the vehicle. This is to prevent inadvertent activation of pyrotechnical SRS components.**

Note! For emergency service personnel: **Applies to vehicles with electrical drivelines: Only disconnect the 12-volt battery, this also disconnects the high voltage system.**

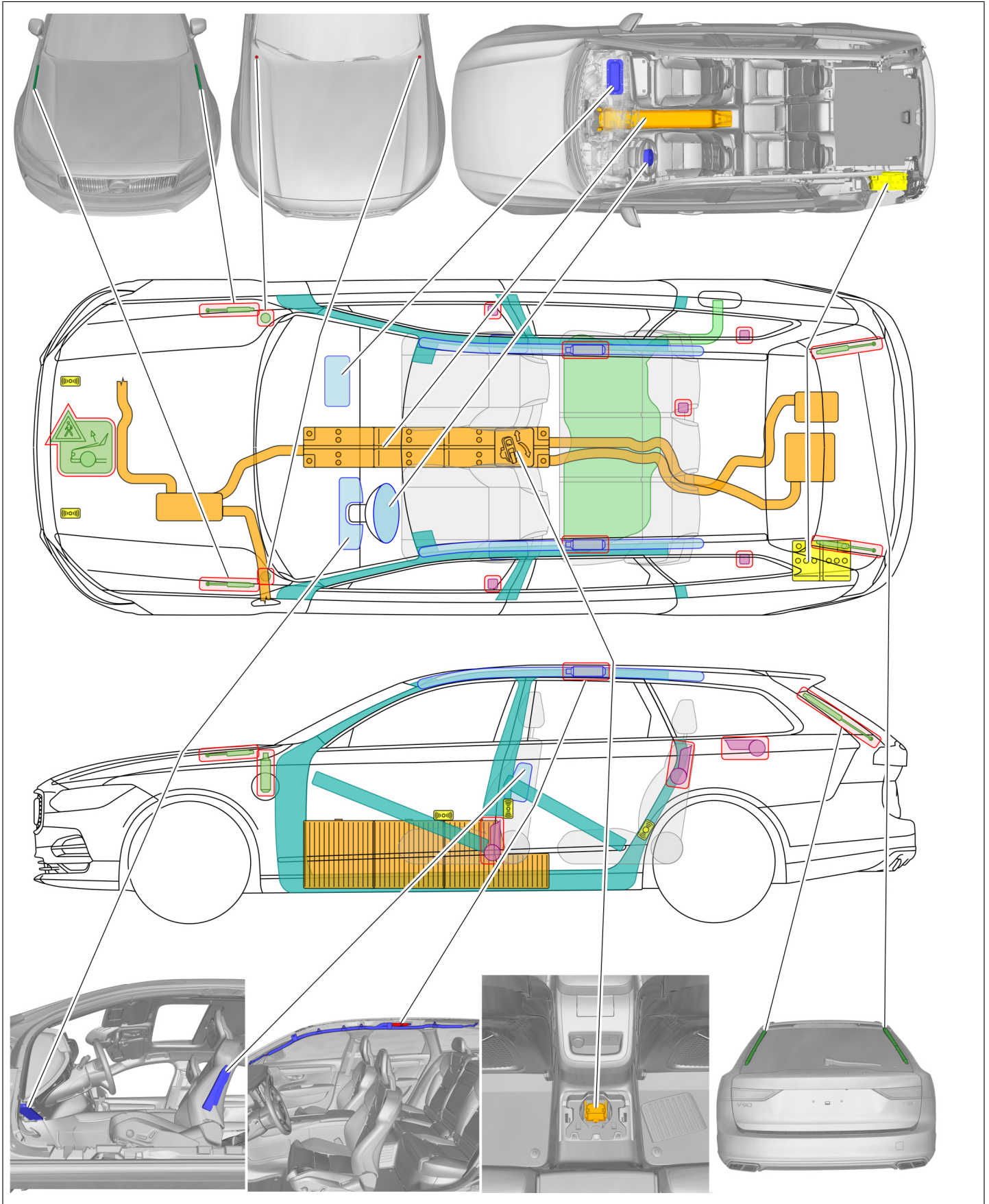
Note! Do not touch high-voltage components.

Note! Hardness in the members may vary between different models. In illustrations where several models appear with the same body structure, the variant with the hardest material is always shown.

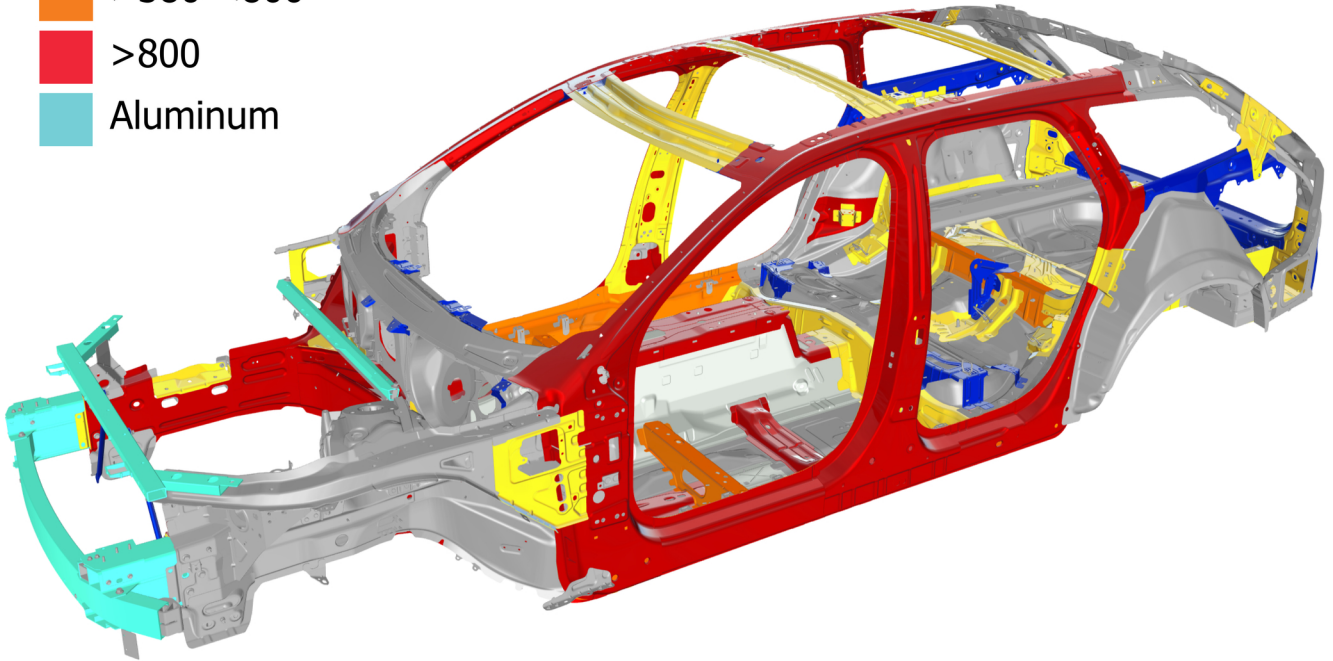


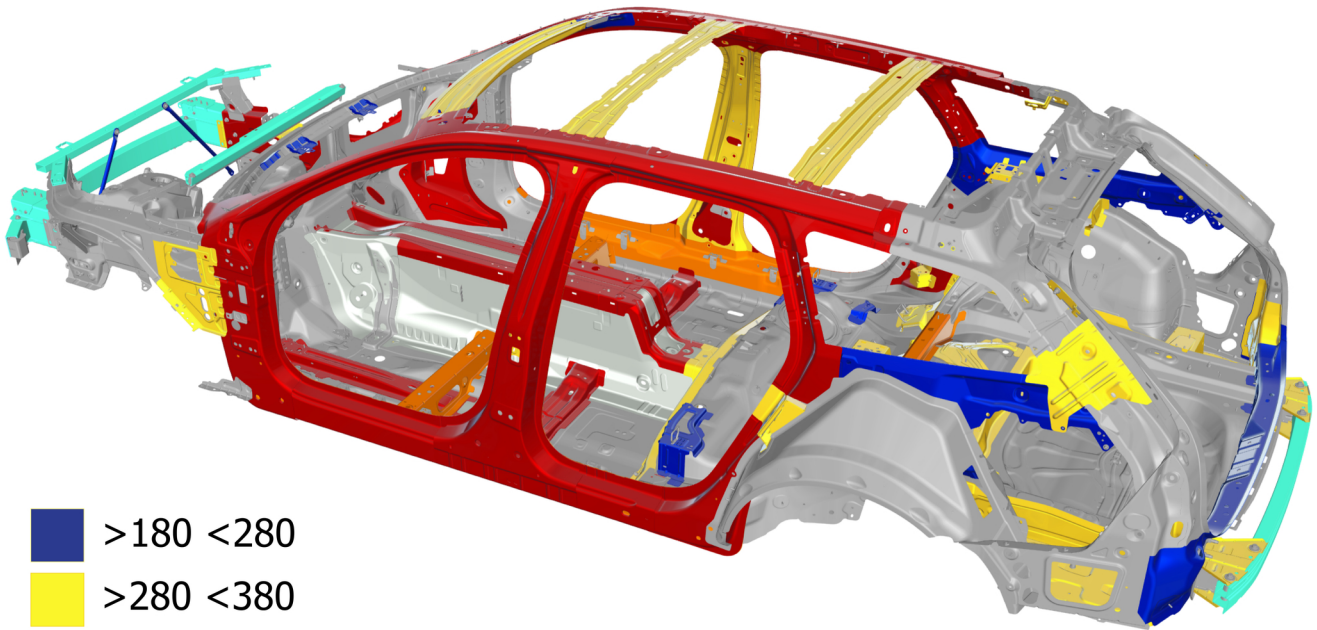
- 1 . Airbags
- 2 . Danger zone
- 3 . Seat belt pretensioner
- 4 . Reinforcements
- 5 . Fuel
- 6 . Battery
- 7 . High voltage


Orientation view



-  >180 <280
-  >280 <380
-  >380 <800
-  >800
-  Aluminum





-  >180 <280
-  >280 <380
-  >380 <800
-  >800
-  Aluminum